



POINT 97









Glue and grout for tiles

Adhesive and filler for tiles based on silanized acrylic dispersion, with additives to protect against mold and fungi. White color. Ideal for gluing ceramic tiles and various decorative panels on flat surfaces, as well as for applying new seams and renovating old ones. For interior work. Odorless, painted, excellent adhesion to most surfaces, easy to apply. Can be painted. No need to prime. One yield of the vial is about 10 m of seam.

Advantages

- Strong and fast initial adhesion.
- Resistant to mold and fungi.
- Elastic, white seam.
- Mechanically durable seam.
- Seam mobility: 12.5%.
- Without diluent, odorless.
- Can be painted.

Perfect adhesion with:

				
Wood	Concrete	Gypsum	Plaster	Ceramics
				
Polystyrene	Polyurethane	Cardboard		

Areas of application

For gluing ceramic tiles and various decorative panels on smooth surfaces, as well as for applying new seams and renewing old ones.

Not suitable for use

Not suitable for bituminous surfaces, natural rubber, chloroprene-based materials, and construction substances which may give off oils, plasticizers or thinners. Do not use on natural stone and colored metals. Not suitable for places permanently underwater. Not suitable for gluing aquariums and terrariums, for glazing. Does not stick to PE and PP.

TECHNICAL DATA SHEET

Technical Specifications

Indicator	Value
Colour	white
Base material	Acrylic dispersion
Density	1.07 g / ml
Seam mobility (ISO 9047)	12.5%
Tension to rupture (ISO 37)	800 %
Leakage from vertical surfaces mm (ISO 7390)	0-3 mm
Pellice formation (@ +23 °C / 50% RH 25-40)	25-40 min.
hardness by shore A	25-35
Full hardening time (1-1,5 mm) (@ +23°C/50% RH)	24 h
Thermal resistance after hardening	-20 °C ... +60 °C
Working environment temperature	+5 °C ... +30 °C
Yield seam	10 m
Capacity	280 ml

Users manual

All surfaces must be free of dust, clean, free of grease and oil. Cut off the end of the cartridge tip and screw the nozzle included in the kit onto it. Insert the cartridge into the syringe gun and fill the nozzle with glue by pressing the trigger of the gun several times. Squeeze the glue on one of the surfaces to be glued with strips or dots. Press the surfaces to be glued together. Operating temperature from +5 °C to +40 °C. Residues of adhesive can be wiped off with a cloth or tissue. The pellice forms in 60 minutes. Fully hardens in 24 hours. Suitable for indoor work. Temperature resistance after hardening -20 °C ... +60 °C.

Packaging

280 ml plastic cartridge, in a box of 12 cartridges.

Storage conditions

Store unopened in a dry place at a temperature of +5 °C to +25 °C. Shelf life - 24 months from production dates in accordance with the storage rules.

Safety instructions

The safety data sheets of the product must be read before use. Safety data sheets are available upon request from official distributors.

Waste management

Completely empty the package and dispose of as required.